


CASTOR 2 ROUND TILT TRIMLESS

DARK LIGHT REFLECTOR

RECESSED ROUND TILT
PINHOLE DOWNLIGHT
LUMINAIRE



FIXTURE COLOUR OPTIONS



REFLECTOR COLOUR OPTIONS



tuneWHITE™ and flexiK are recommended to pair with Soft Lens for better colour mixing effect.



- Compatible with 20 Series LED modules
- Colour temperature options: 2700K, 3000K, 3500K, 4000K, 5000K, tuneWHITE™, WARM DIM, flexiK
- Colour rendering index: 85 or 95
- Up to 50,000 hours L80 lamp life with LM80 tested LED chip packages
- Beam pattern options: 15°, 30°
- Luminous flux: 351lm to 770lm (depending on LED module)
- Supplied with phase/0-10V/DALI dimmable LED driver
- 54mm cutout
- +20° offset tilt
- ATePS™ Automated Thermal Protection System
- ComfyEYE, reduced flicker percentage
- Interchangeable LED module system
- Optional linear spread lens, colour, light effect filters and honeycomb anti-glare louvre



The information above is at nominal values accuracy of +/-7%.

AVAILABLE OPTIONS

LED MODULE



20C/P

TEMPERATURE



DRIVER



(ND)

(PH)

(AN)

(DA)

ACCESSORIES



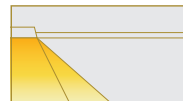
Honeycomb Anti-Glare Louvre

Soft Lens

Linear Spread Lens

BEAM ANGLE

20 CLASSIC / 20 PRO

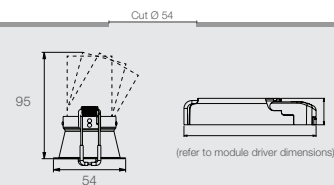


15°

30°

DIMENSIONS (MM)

**Displayed height measurements are for highest point of tilting.*



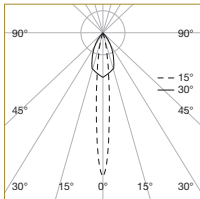
(refer to module driver dimensions)

CASTOR 2

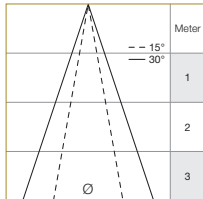
DARK LIGHT REFLECTOR

20 PRO

POLAR DIAGRAM



CONE DIAGRAM



Ø = DIAMETER


	E _{max} (lx)	
	15°	30°
E (0°)	5453	2599
Cone DØ (m)	0.3	0.49
E (0°)	1363	650
Cone DØ (m)	0.59	0.98
E (0°)	606	289
Cone DØ (m)	0.89	1.46

Correction Factor : 20C - f = 0.79
 20P TW - f = 0.77
 20P WD - f = 0.64

CASTOR 2

DARK LIGHT REFLECTOR

ORDERING MATRIX CHART



FIXTURE							SINGLE CCT LED MODULE				DRIVER
Type	Trim Options	Shape	Angle	Colour	Reflector Color	Accessories	LED Power	Beam Angle	Colour Temp	CRI	Dimming
CASTOR-2	—	—	—	—	—	—	—	—	—	—	—
	Trim	RD Round	FX Fix	WH Matt White	CR Chrome	None	20C 4.5W	15 15°	27 2700K	Standard	ND Non-Dim
	X Trimless		TL Tilt	MB Matt Black	CB Chrome Black	AGL Anti-Glare Louvre	20P 6.2W	30 30°	30 3000K	PA ProART	PH Phase
					CG Chrome Gold	SL Soft Lens			35 3500K		AN 0-10V
						LSL Linear Spread Lens			40 4000K		DA DALI
						IP IP54			50 5000K		
**IP54 seal accessory is only valid for fix angle fixtures only.											
WARM DIM LED MODULE										DRIVER	
							20P 6.2W	15 15°	WD WARM DIM	PA ProART	PH Phase
								30 30°			AN 0-10V
											DA DALI
tuneWHITE™ LED MODULE										DRIVER	
							20P 6.2W	15 15°	TW18 tuneWHITE™ 1800K-4000K	PA ProART	DA DALI
								30 30°	TW27 tuneWHITE™ 2700K-6500K		
flexiK LED MODULE										DRIVER	
							20P 6.2W	15 15°	FK## flexiK	PA ProART	PH Phase
								30 30°			AN 0-10V
											DA DALI

example: CASTOR-2.RD.FX.WH.CR.SL.20P.15.27.DA

*Custom RAL colour options available.

denotes the first two digits of preferred CCT ranging from 1800K to 6500K by increment of 100K
 (ELR 100 PRO 25W LED Module, 35° Beam Angle, 3500K CCT, ProART CRI>95, Phase Dimmable Driver)